

**HIGH VOLTAGE RECTIFIERS**

**VOLTAGE RANGE: 2500 --- 5000 V**  
**CURRENT: 0.2 A**

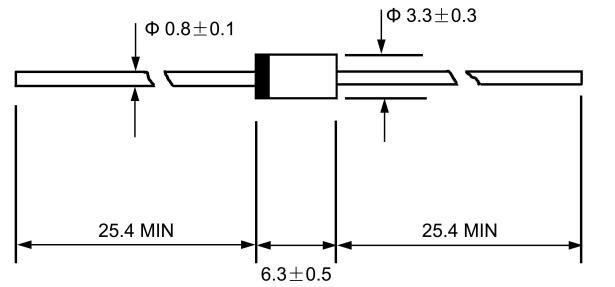
**FEATURES**

- ◇ Low cost
- ◇ Low leakage
- ◇ Low forward voltage drop
- ◇ High current capability
- ◇ Easily cleaned with alcohol, Isopropanol and similar solvents
- ◇ The plastic material carries U/L recognition 94V-0

**MECHANICAL DATA**

- ◇ Case: JEDEC DO-15, molded plastic
- ◇ Terminals: Axial lead, solderable per MIL-STD-202, Method 208
- ◇ Polarity: Color band denotes cathode
- ◇ Weight: 0.014 ounces, 0.39 grams
- ◇ Mounting position: Any

**DO - 15**



Dimensions in millimeters

**MAXIMUM RATINGS AND ELECTRICAL CHARACTERISTICS**

Ratings at 25°C ambient temperature unless otherwise specified.

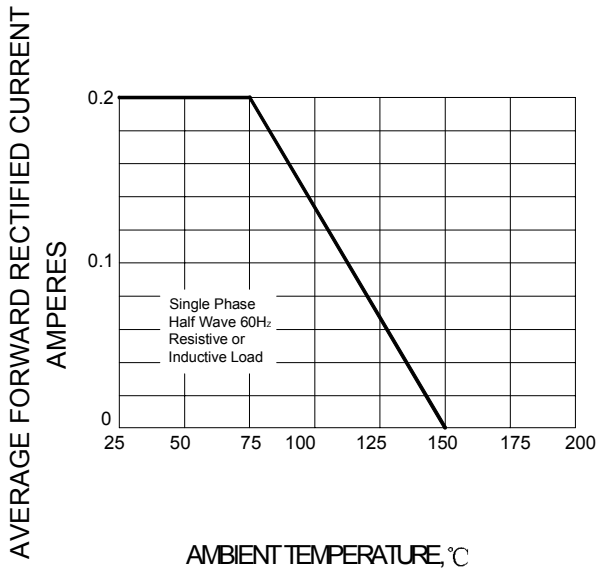
Single phase, half wave, 60 Hz, resistive or inductive load. For capacitive load, derate by 20%.

		R2500	R3000	R4000	R5000	UNITS
Maximum recurrent peak reverse voltage	$V_{RRM}$	2500	3000	4000	5000	V
Maximum RMS voltage	$V_{RMS}$	1750	2100	2800	3500	V
Maximum DC blocking voltage	$V_{DC}$	2500	3000	4000	5000	V
Maximum average forward rectified current 9.5mm lead length, @ $T_A=75^\circ C$	$I_{F(AV)}$	0.2				A
Peak forward surge current 8.3ms single half-sine-wave superimposed on rated load @ $T_J=125^\circ C$	$I_{FSM}$	30.0				A
Maximum instantaneous forward voltage @ 0.2A	$V_F$	3.0	4.0	5.0		V
Maximum reverse current @ $T_A=25^\circ C$ at rated DC blocking voltage @ $T_A=100^\circ C$	$I_R$	5.0 50.0				$\mu A$
Typical junction capacitance (Note1)	$C_J$	30				pF
Typical thermal resistance (Note2)	$R_{\theta JA}$	35				$^\circ C/W$
Operating junction temperature range	$T_J$	- 55 --- + 150				$^\circ C$
Storage temperature range	$T_{STG}$	- 55 --- + 150				$^\circ C$

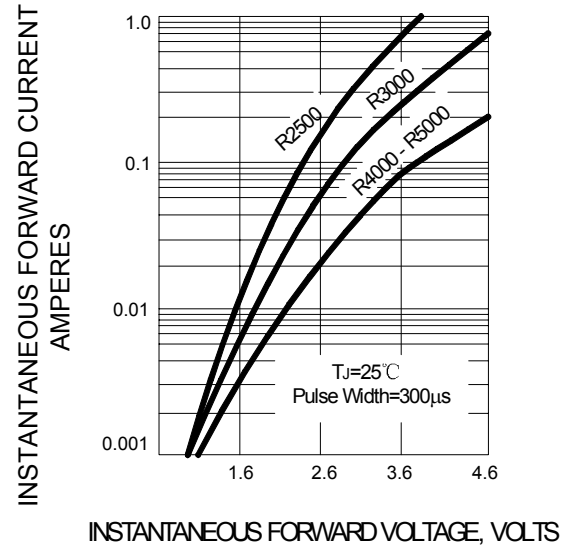
NOTE: 1. Measured at 1.0MHz and applied reverse voltage of 4.0V DC.

2. Thermal resistance from junction to ambient.

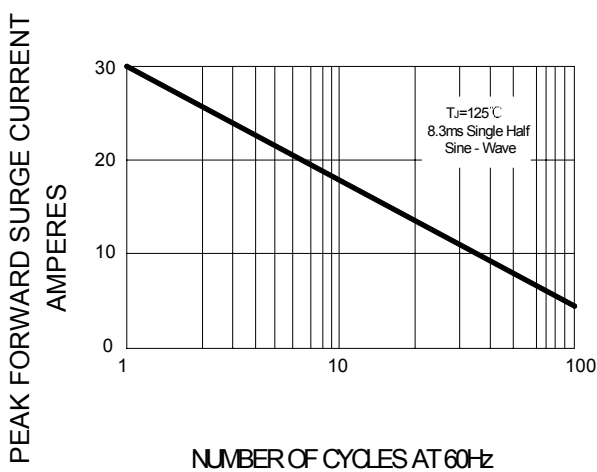
**FIG.1 – FORWARD DERATING CURVE**



**FIG.2 – TYPICAL FORWARD CHARACTERISTICS**



**FIG.3 – PEAK FORWARD SURGE CURRENT**



**FIG.4 – TYPICAL JUNCTION CAPACITANCE**

