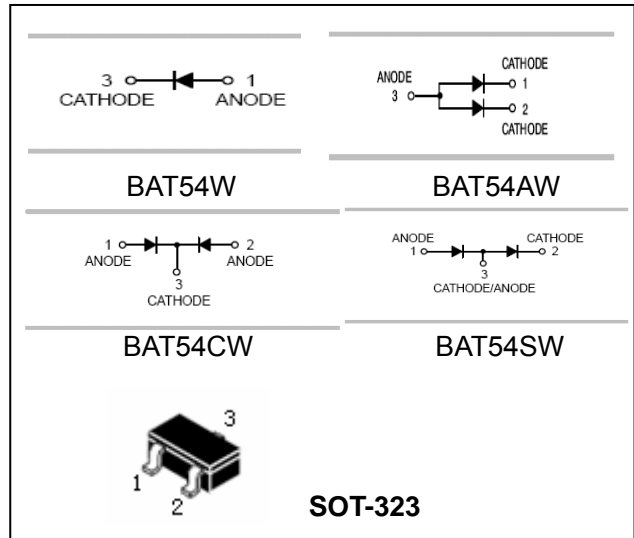


FEATURES

- Low forward voltage drop.
- Fast switching.
- Ultra-small surface mount package.
- PN Junction guard ring for transient and ESD protection.



APPLICATIONS

- For general purpose switching applications.

ORDERING INFORMATION

Type No.	Marking	Package Code
BAT54W	KL5	SOT-323
BAT54AW	KL6	SOT-323
BAT54CW	KL7	SOT-323
BAT54SW	KL8	SOT-323

MAXIMUM RATING @ Ta=25°C unless otherwise specified

Parameter	Symbol	Limits	Unit
Repetitive Peak reverse voltage	V_{RRM}	30	V
Working peak reverse voltage	V_{RWM}		
DC reverse voltage	V_R		
Forward continuous Current	I_F	200	mA
Forward Surge Current @ $t < 1.0s$	I_{FSM}	600	mA
Power Dissipation	P_d	200	mW
Junction temperature	T_j	125	°C
Storage temperature range	T_{stg}	-65-+125	°C

Diode Semiconductor Korea

Surface Mount Schottky Barrier Diode

BAT54W/AW/CW/SW

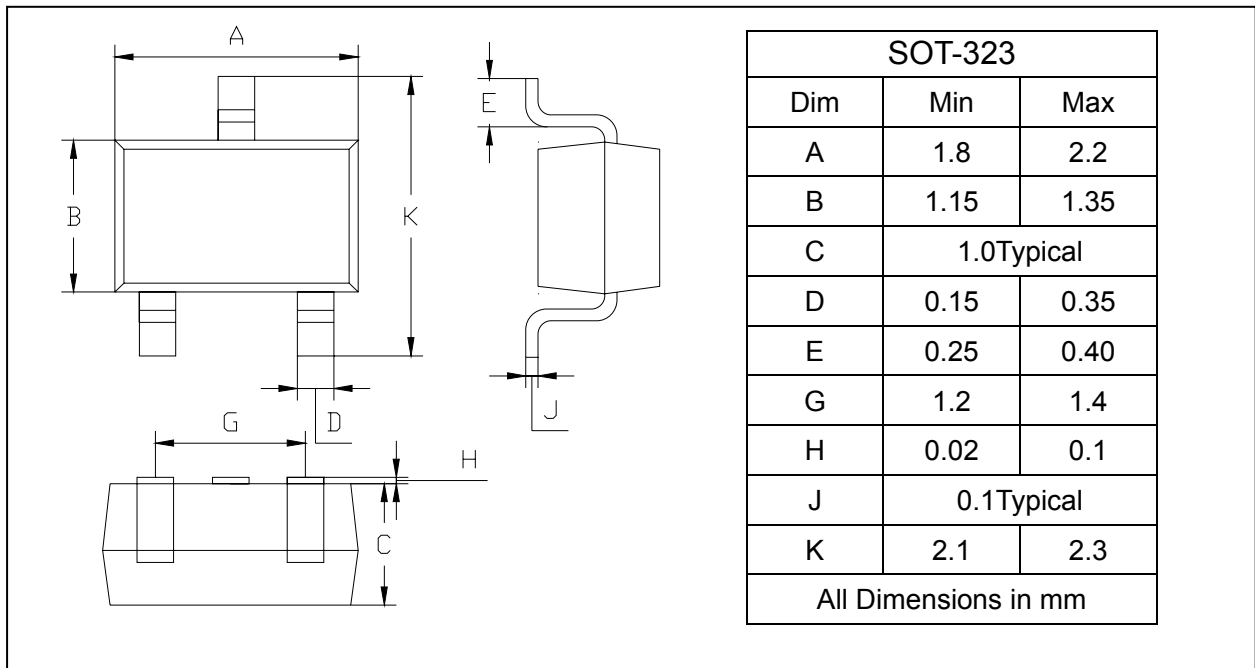
ELECTRICAL CHARACTERISTICS @ Ta=25°C unless otherwise specified

Parameter	Symbol	Test conditions	MIN	MAX	UNIT
Reverse breakdown voltage	$V_{(BR)R}$	$I_R=100\mu A$	30		V
Reverse voltage leakage current	I_R	$V_R=25V$		2.0	μA
Forward voltage	V_F	$I_F=0.1mA$ $I_F=1mA$ $I_F=10mA$ $I_F=30mA$ $I_F=100mA$		240 320 400 500 1000	mV
Diode capacitance	C_D	$V_R=1V$ $f=1MHz$		10	pF
Reverse recovery time	t_{rr}	$I_F=I_R=10mA$ $R_L=100\Omega$		5	ns

PACKAGE OUTLINE

Plastic surface mounted package

SOT-323

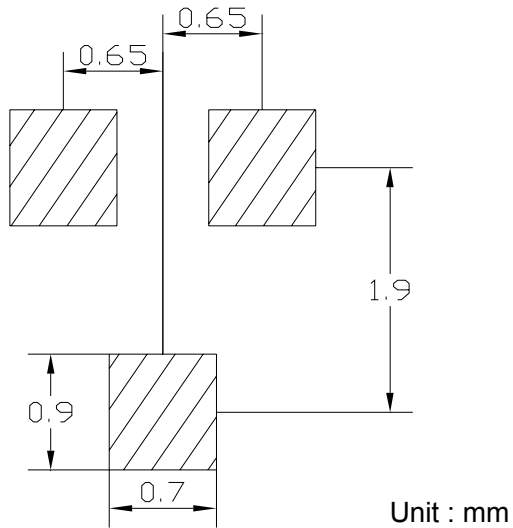


Diode Semiconductor Korea

Surface Mount Schottky Barrier Diode

BAT54W/AW/CW/SW

SOLDERING FOOTPRINT



PACKAGE INFORMATION

Device	Package	Shipping
BAT54W/AW/CW/SW	SOT-323	3000/Tape&Reel